







Viewing by
**private
inspection
only**



-  **1. View property online**
If you found a property online follow the below steps to inspect.
-  **2. Video walk-through**
We strongly encourage you to watch the video walk-through.
-  **3. Contact Agent**
Get in touch to ask any questions you may have.
-  **4. Private Inspection**
We will contact you to organise a private inspection.

Available land in Opalia Estate and only 50 Meters to Shopping centre!!!

Sold \$205,000

Wonderfully positioned parcel of land situated in the highly sought-after Opalia Estate, Weir Views (Melton South) sits this magnificent 275m² (12.50m x 22m) allotment. Ideal for the home buyer looking to build their dream home or an investor looking to add to their portfolio, you won't be disappointed with this block

This land is ready to build and close to all the amenities such as train station, Woodgrove Shopping centre, local schools, public transport and very smooth access to freeway.

You and your family will love living here as it is close to everything. This is truly an opportunity for you to build your dream home.

Call Team Sandy Today!



Sandy Rana
0406 922 222
sandy@reliancere.com.au